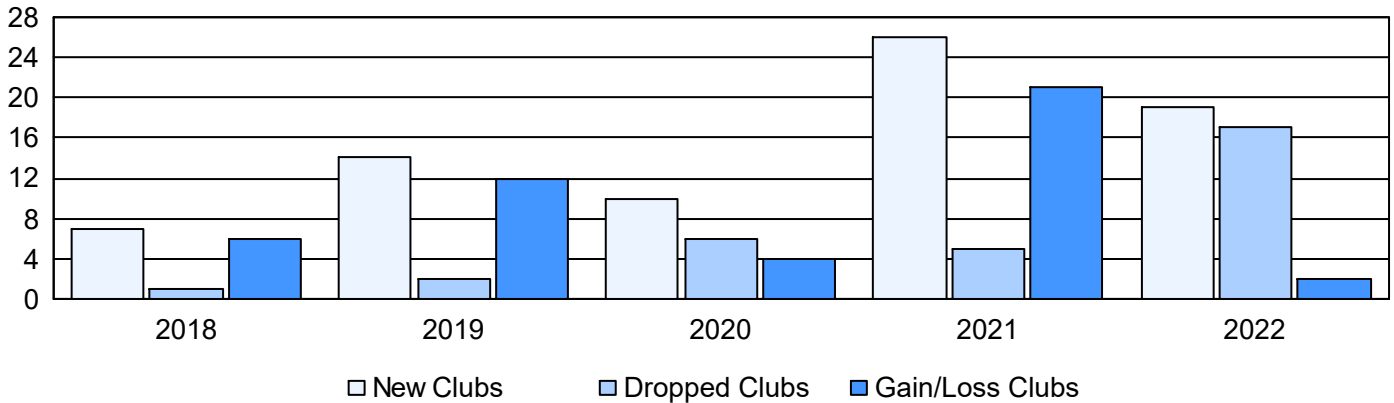
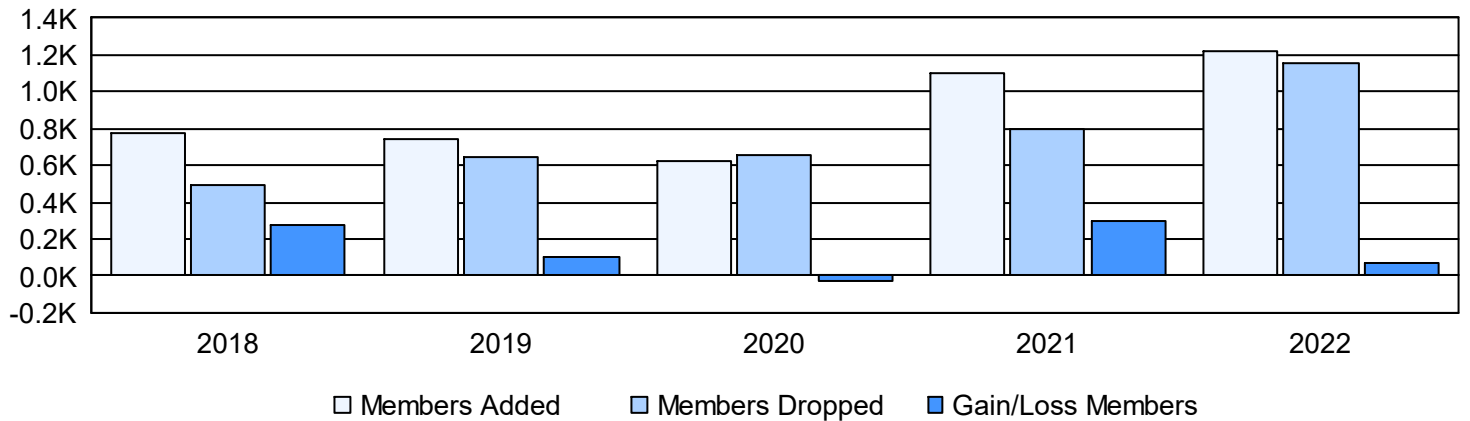


Year	New Clubs	Dropped Clubs	Gain/ Loss Clubs	New Members	Charter Members	Reinstate Members	Transfer Members	Total Member Added	Total Members Dropped	Gain/ Loss Members
2017-2018	7	1	6	547	201	19	3	770	495	275
2018-2019	14	2	12	340	369	25	11	745	643	102
2019-2020	10	6	4	347	241	33	7	628	655	-27
2020-2021	26	5	21	508	535	52	6	1,101	801	300
2021-2022	19	17	2	626	538	48	12	1,224	1,152	72
Average	15	6	9	474	377	35	8	894	749	144

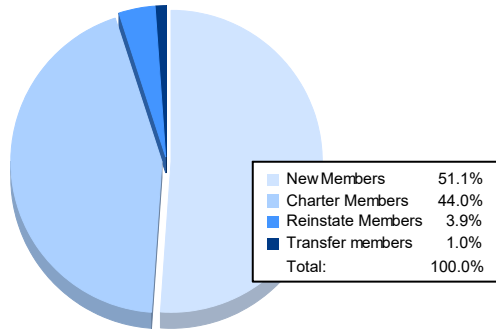
Clubs



Members



Membership Composition June 2022 Cumulative



Gender Composition June 2022 Cumulative

